

**Microsoft Power Apps,  
Microsoft Power Automate and  
Microsoft Power Virtual Agents  
Licensing Guide**

December 2019

# Table of Contents

How to buy .....	2
Licensing Programs.....	2
How to license .....	2
Multiplexing.....	2
Power Apps Subscriptions .....	3
Power Apps.....	3
Power Apps Portals.....	6
Power Automate Subscriptions .....	8
Power Virtual Agents Subscriptions.....	12
Subscription Capacity .....	13
Capacity Add-ons.....	14
Common Data Service Capacity Add-ons.....	14
AI Builder capacity add-on.....	15
Power Apps and Power Automate capacity add-on.....	16
Power Virtual Agents capacity add-on.....	16
Trial and Implementation.....	16
Pricing .....	17
Appendix A: Terminology and Custom Entities .....	18
Appendix B: Standard Connectors moved to premium category.....	20
Appendix C: Licensing Channel / Segment Availability.....	21
Appendix D: Dynamics 365 and Office 365 licenses that include Power Apps and Power Automate capabilities .....	22
Appendix E: Change Log .....	23

# Using This Guide

Use this guide to improve your understanding of how to license Microsoft Power Apps, Power Automate (previously known as Microsoft Flow) and Power Virtual Agents.

This guide is not intended to influence the choice of Microsoft products and services. The examples presented in this guide are illustrative. Microsoft reserves the right to review or update this document at any time without notice.

This document applies for users with Power Apps, Power Automate and Power Virtual Agents licenses.

To facilitate understanding of licensing requirements this guide is structured as follows:

- 1) What's new
- 2) Channel Licensing (how to buy)
- 3) How to license (product licensing)
- 4) Add-ons
- 5) Notes: Changes

For help determining the right technology solution for any given organization, including the license requirements for a specific product or scenario, consult with your Microsoft account team or your Microsoft Certified Partner. This guide does not supersede or replace any of the legal documentation covering use rights.

## What's new in this licensing guide

This licensing guide was updated to reflect licensing updates as of December 2019. See the Change log, [Appendix E](#), for specific changes.

What is changing in December?	Description
Power Automate	Microsoft Flow renamed to Microsoft Power Automate
Power Apps	PowerApps spelling changed to Power Apps
Power Virtual Agents	Power Virtual Agents is becoming generally available and licenses are available for purchase
Power Apps per Plan - Student licenses	The Power Apps Per App plan is available to education customers under faculty and student pricing
What has changed in October?	Description
Power Apps per app plan	New per user, per app license
Power Apps	Power Apps
Power Automate (previously Flow) per user plan	New per user license for Power Automate
Power Automate (previously Flow) per business process plan	New per flow license
Power Apps portals	New capacity add-ons that enable external/anonymous user licensing
AI Builder (Power Apps and Power Automate)	New capacity add-on to infuse apps and workflows with AI
Power Apps and Power Automate capacity	New capacity add-on to increase the daily usage limits

# How to buy

## Licensing Programs

Licensing programs are channels where you can buy Power Apps, Power Automate and Power Virtual Agents. You can license Power Apps, Power Automate and Microsoft Power Virtual Agents through Microsoft Volume Licensing (VL), Cloud Solution Provider program (CSP), and/or Web Direct (MOSP) programs. In Volume Licensing, Power Apps and Power Automate are available through:

- Enterprise Agreement (EA)
- Enterprise Agreement Subscription (EAS)
- Service and Cloud Enrollment (SCE)
- Enrollment for Education Solutions (under the Campus and School Agreement) (EES)

Additional channels:

- Microsoft Online Government
- Microsoft Products and Services Agreement (MPSA). More information on MPSA is available [here](#).
- Microsoft Online Subscription Program (Web Direct/MOSP)

Participating in a Volume Licensing program typically involves signing an agreement and/or enrollment, meeting a minimum purchase requirement, and ordering licenses through a Microsoft Reseller. Visit the [Microsoft Volume Licensing website](#) to learn more about how to buy through Volume Licensing, find a reseller partner, and more helpful information.

# How to license

## Multiplexing

Multiplexing refers to the use of hardware or software that a customer uses to pool connections, reroute information, or reduce the number of users that directly access or use the Power Apps, Power Automate and Power Virtual Agents service. Multiplexing does NOT reduce the number of SLs of any type required to access the Power Apps, Power Automate and Power Virtual Agents apps. Any user or device that accesses the Power Apps, Power Automate and Power Virtual Agents app—whether directly or indirectly—must be properly licensed.

Power Apps, Power Automate and Power Virtual Agents service can only be accessed if you have a Power Apps, Power Automate or Power Virtual Agents license. Similarly, Power Apps, Power Automate and Power Virtual Agents licenses are required for users that input data into, query, or view data from the Power Apps, Power Automate and Power Virtual Agents apps through a pooling device. Pooled connections use a non-interactive user account in Power Apps, Power Automate and Power Virtual Agents that can access the system but only via the web service layer. Internal users accessing Power Apps, Power Automate and Power Virtual Agents service indirectly through a portal or via an API to a separate service such Microsoft Outlook must also be properly licensed, regardless of if they are set up as a Power Apps, Power Automate and Power Virtual Agents user in the app, for example:

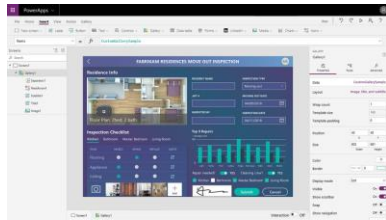
- Internal users that access the Power Apps, Power Automate and Power Virtual Agents service must still be properly licensed for Power Apps, Power Automate and Power Virtual Agents.
- Any user that accesses Power Apps, Power Automate and Power Virtual Agents service that is made available through an automated process requires a Power Apps, Power Automate and Power Virtual Agents license

- The number of tiers of hardware or software between the Power Apps, Power Automate and Power Virtual Agents apps and the user or devices that ultimately use Power Apps, Power Automate and Power Virtual Agents service indirectly does not affect the number of SLs required.

For additional information about multiplexing refer to the Microsoft Volume Licensing Brief [Multiplexing—Client Access License \(CAL\) Requirements](#).

## Power Apps Subscriptions

### Power Apps



#### Service Overview

Power Apps is a low code/no code application platform that allows enterprises to digitize business operations by easily building line of business applications and customizing existing Office 365 and Dynamics 365 applications. For more details, please visit <https://powerapps.microsoft.com>

#### Licensing overview

General purpose, full Power Apps capabilities are licensed on a standalone basis. Additionally, limited Power Apps capabilities are included within various Office 365 and Dynamics 365 licenses. High level overview of the licensing structure is provided below.

	Per user, per app	Per user	Seeded Power Apps
Licensing scheme	<b>Per user, per app</b>	<b>Per user</b>	<b>Through Office 365 and Dynamics 365 user licenses</b>
Description	Allow individual users to run applications <sup>1</sup> for a specific business scenario based on the full capabilities of Power Apps	Equip users to run <b>unlimited applications</b> based on the full capabilities of Power Apps	<b>Customize and extend Office 365 &amp; Dynamics 365 applications</b>

<sup>1</sup> Each license allows end user to run 2 custom apps and access 1 custom portal

#### Standalone Power Apps licensing

Customers that need general purpose and full capabilities of the platform should license Power Apps on a standalone basis. Licensing is supported on both a “per user” basis as well as a “per user, per app” basis. Both standalone licenses are fully featured. Details follow.

#### Power Apps per app plan

Power Apps per app plan allows organizations to **get started** with the platform at a lower entry point. Customers on the per app plan typically start with 1-2 leading use case scenarios before adopting the platform more broadly. Power Apps per app plan is also an attractive licensing option to license end users that run only a few apps.

Power Apps per app plan allows individual users to run 2 custom applications (be it canvas or model or both) and access 1 custom portal based on the full capabilities of Power Apps.

Per user, per app offer summary	
SKU Name	PowerApps per app plan
License type	Tenant wide capacity license
License assignment	In product
Are licenses stackable?	Yes

## Entitlement Summary for Power Apps per app license

Plans and capabilities		Power Apps per app plan
Run custom apps / portals	Run custom apps (both canvas and model driven)	2 apps
	Access custom portals	1 custom portal
Connect to your data	Standard connectors	●
	Premium connectors	●
	On premises data gateway	●
	Custom connectors	●
Store and manage data	Utilize Common Data Service	●
	Create and access custom entities (includes complex entities)	●
	Dynamics 365 restricted entities access <sup>1</sup>	Read only
Execute workflows	Power Automate use rights	Within app context
	(Classic CDS) Non real-time and real-time workflows	●
Per license capacity <sup>2</sup>	Common Data Service Database Capacity <sup>3</sup>	50 MB
	Common Data Service File Capacity <sup>3</sup>	400 MB
	Daily API request limit <sup>2</sup>	1,000
Infuse AI	AI Builder capacity add-on	\$

<sup>1</sup> An entity within CDS becomes restricted only if the Dynamics 365 application is installed on a given environment

<sup>2</sup> Service limits are published at <http://aka.ms/platformlimits> – Power Apps and Power Automate capacity add-on can be purchased to increase daily service limits

<sup>3</sup> Common Data Service database and file capacity entitlements are pooled at the tenant level

### Note:

- Embedded canvas apps within a model-driven app will not count towards the two-app limit.
- A single user might be covered by multiple 'per app' licenses to allow the user to use multiple solutions targeted at various business scenarios, without requiring a per-user license
- Once a pool of Power Apps per app licenses are purchased, individual licenses need to be assigned to specific environments and to individual users
- The Power Apps Per App plan is available to education customers under faculty and student pricing. Since these licenses are sold as tenant level capacity and not assigned to users in active directory, customers and partners will be responsible for ensuring that student pricing is only being applied to students. This means that when licenses are purchased with student pricing, the number of app licenses assigned to non-students (i.e. faculty) in the product may not exceed the number of faculty licenses purchased as this would indicate that student licenses have been assigned to faculty.

### Power Apps per user plan

Power Apps per user plan allows licensed users to run **unlimited** custom applications based on the full capabilities of Power Apps.

Per user offer summary	
SKU Name	PowerApps per user plan
License type	User license

## Entitlement Summary for Power Apps per user license

Plans and capabilities		Power Apps per user plan
Run custom apps / portals	Run custom apps (both canvas and model driven)	Unlimited
	Access custom portals	Unlimited
Connect to your data	Standard connectors	•
	Premium connectors	•
	On premise data gateway	•
	Custom connectors	•
Store and manage data	Utilize Common Data Service	•
	Create and access custom entities (includes complex entities)	•
	Dynamics 365 restricted entities access <sup>1</sup>	Read only
Execute workflows	Power Automate use rights	Within app context
	(Classic CDS) Non real-time and real-time workflows	•
Per license capacity <sup>2</sup>	Common Data Service Database Capacity <sup>3</sup>	250 MB
	Common Data Service File Capacity <sup>3</sup>	2 GB
	Daily API request limit <sup>2</sup>	5,000
Infuse AI	AI Builder capacity add-on	\$

<sup>1</sup> An entity within CDS becomes restricted only if the Dynamics 365 application is installed on a given environment

<sup>2</sup> Service limits are published at <http://aka.ms/platformlimits> – Power Apps and Power Automate capacity add-on can be purchased to increase daily service limits

<sup>3</sup> Common Data Service database and file capacity entitlements are pooled at the tenant level

## Power Apps use rights included with Dynamics 365 licenses

Limited Power Apps use rights are included within the same environment(s) as the licensed Dynamics 365 application(s) to allow users to customize & extend Dynamics 365 applications. Use of Power Apps capabilities included with Dynamics 365 licenses must be only within the context of the licensed Dynamics 365 application. Further, the specific use rights vary by Dynamics 365 license type.

### Power Apps use rights with Dynamics 365 applications

Capabilities		Dynamics 365 Applications <sup>1</sup>	Dynamics 365 Enterprise Applications <sup>2</sup>
Run custom apps <sup>3</sup>	Run standalone apps (canvas/model driven)	-	Within same environment(s) as licensed Dynamics 365 application(s)
Connect to your data	Use pre-built connectors (standard, premium)	•	•
	Use custom and on-premises connectors	•	•
Store and manage data	Utilize Common Data Service	•	•
	Create and access custom entities	15 per application	•
	Dynamics 365 restricted entities use rights	Create, read, update and delete	Create, read, update and delete
Execute workflows	Power Automate use rights	Within app context	Within app context
	(Classic CDS) Non real-time and real-time workflows	•	•
Infuse AI	AI Builder capacity add-on	\$	\$
Power Apps Portal use rights	standalone Power Apps Portals use rights	-	Within same environment(s) as licensed Dynamics 365 application(s)

<sup>1</sup> Dynamics 365 Sales Professional, Dynamics 365 Customer Service Professional, Dynamics 365 Talent: Onboard, Dynamics 365 Team Members, Dynamics 365 Operations – Activity, Dynamics 365 Business Central Team Members

<sup>2</sup> Dynamics 365 Sales Enterprise, Dynamics 365 Customer Service Enterprise, Dynamics 365 Field Service, Dynamics 365 Project Service Automation, Dynamics 365 Finance, Dynamics 365 Supply Chain Management, Dynamics 365 Retail, Dynamics 365 Talent, Dynamics 365 Business Central

<sup>3</sup> Power Apps and Power Automate usage will count against the API request limits provided by the Dynamics 365 license Service limits are published at <http://aka.ms/platformlimits> – Power Apps and Power Automate capacity add-on can be purchased to increase daily service limits

## Power Apps use rights included with Office 365 licenses

Limited Power Apps use rights are included with select Office 365 licenses to allow users to customize & extend Office 365 for productivity scenarios. For a complete list of Office 365 licenses that include Power Apps use rights, please refer to [Appendix D](#).

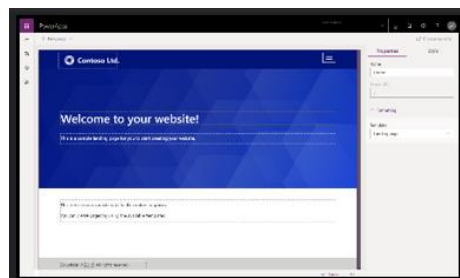
### Power Apps use rights with Office 365 licenses

Capabilities		Office 365
Run custom apps/portals	Run custom apps (canvas apps)	Unlimited
	Run custom apps (model driven apps)	-
	Access custom portals	-
Connect to your data	Standard connectors (see <a href="#">Appendix B</a> )	●
	Premium connectors	-
	On premise data gateway	-
	Custom connectors	-
Store and manage data	Utilize Common Data Service	-
	Create and access custom entities (includes complex entities)	-
Execute workflows	Power Automate use rights (See Power Automate with Office 365 section)	●
Per license capacity <sup>2</sup> (shared capacity across all Power Apps and Power Automate usage)	Common Data Service Database Capacity <sup>1</sup>	-
	Common Data Service File Capacity <sup>1</sup>	-
	Daily API request limit <sup>2</sup>	2,000

<sup>1</sup>Common Data Service database and file capacity entitlements are pooled at the tenant level

<sup>2</sup>Reference <http://aka.ms/platformlimits> for more details on usage limits; "Power Apps and Power Automate capacity add-on" can be purchased to increase daily service limits.

## Power Apps Portals



### Service Overview

Power Apps Portals deliver the capability to build standalone, external-facing portals over the Common Data Service. For more information on Power Apps Portals, please visit <https://powerapps.microsoft.com/en-us/powerapps-portals/>

### Licensing overview

#### Provisioning a Power Apps Portals instance

Power Apps Portals instances can be provisioned by customers on-demand. Provisioning a portals instance draws 1GB from available (unused) Common data service database capacity. Thus, provisioning additional portals instances is only capped by available Common data service database capacity.

#### Usage of a Power Apps Portals instance

Each end user that accesses a Power Apps Portals instance needs to be licensed appropriately. The table below outlines the end user types.

End user type	Description	Use case examples
External user (authenticated)	Obtains secure access to personalized data by utilizing authentication mechanisms such as Azure AD, LinkedIn, Okta, etc.	<ul style="list-style-type: none"> <li>● B2B - Partner management (Dealer, Supplier, Franchise etc.)</li> <li>● B2C - Account management etc.</li> </ul>
Anonymous user	Access publicly viewable web pages powered by the portal	Knowledge management sites
Internal user	A user licensed with Power Apps or Dynamics 365	Employee self-serve



The licensing scheme varies based on end user type.

End user type	Licensing model	Description
External user (authenticated)	Per login	A login provides the authenticated user with access to a single portal for up to <b>24 hours</b> . Multiple logins during the 24-hour period count as <b>1 billable login</b> Think of a login as a day pass to a single Power Apps Portal
Anonymous user	Per page view	
Internal user	<ul style="list-style-type: none"> <li>License fee pays for access to Power Apps Portals</li> <li>No additional monetization</li> </ul>	Custom portal use rights are aligned with custom app use rights

## Per login model

For Power Apps Portals instances that implement authenticated external user scenarios, appropriate login capacity, based on anticipated usage volumes, should be purchased. Customers should purchase necessary capacity of logins across all Portals instances that cater to authenticated external user scenarios.

SKU Names	Unit Capacity	Min Purchase	Monthly Volume	Launch	Channel
PowerApps Portals login capacity add-on	100 logins /month	1	100 logins	Oct-19	All
PowerApps Portals login capacity add-on tier-2		10	1,000 logins	Dec-19	All
PowerApps Portals login capacity add-on tier-3		50	5,000 logins	Dec-19	CSP only

Each unit provides 100 logins/month. Volume tiers and corresponding SKUs differ based on minimum purchase requirements. For each of the tiers, once the minimum purchase requirement is met, additional units can be purchased in units of 1.

For example, a customer requiring 5,500 logins/month can purchase 55 units of "Power Apps Portals login capacity add-on tier-3"

### Capacity enforcement

For Power Apps Portals login capacity add-on SKUs, purchased capacity is enforced monthly. Unused logins do NOT carry over from one month to another. Customers should purchase appropriate capacity aligned with peak monthly anticipated usage.

### Overage handling

While occasional and reasonable overages will be tolerated, customers exceeding purchased capacity should adjust their purchase quantity per standard Microsoft terms to remain in compliance.

### Assignment of purchased capacity

The minimum assignment capacity per Power Apps Portal instance is 100 logins/month. Once the minimum capacity of 100 logins/month is assigned, additional logins can be added in terms of 1 login.

## Per page view model

For Power Apps Portals instances that implement anonymous access scenarios, appropriate capacity of page views, based on anticipated usage, should be purchased. Customers should purchase necessary page views capacity across all Portals instances that cater to anonymous access scenarios.

SKU Name	Unit Capacity	Channels
PowerApps Portals page view capacity add-on	100,000 page views/month	All

Each unit provides 100,000-page views per month. For example, a customer requiring 570,000-page views per month, should purchase 6 units of "Power Apps Portals page view capacity add-on"

## Capacity enforcement

For Power Apps Portals pageview capacity add-on SKUs, purchased capacity is enforced monthly. Unused page views do NOT carry over from one month to another. Customers should purchase appropriate capacity aligned with peak monthly anticipated usage.

## Overage handling

While occasional and reasonable overages will be tolerated, customers exceeding purchased capacity should adjust their purchase quantity per standard Microsoft terms to remain in compliance.

## Assignment of purchased capacity

The minimum assignment capacity per Power Apps Portal instance is 50,000-page views/month. Once the minimum capacity is assigned, additional page views can be added in terms of 1-page view

## Power Apps Portals – Use rights for Internal users

For internal users i.e. users licensed with Power Apps or Dynamics 365 licenses, the use rights for Power Apps Portals which are essentially custom portals aligns with use rights to custom Power Apps.

License	Custom Power Apps Portals use rights
Dynamics 365 Team Members	None
Dynamics 365 Operations - Activity	None
Dynamics 365 Professional license <sup>1</sup>	None
Dynamics 365 Enterprise license <sup>2</sup>	<ul style="list-style-type: none"><li>• Power Apps Portals that map to licensed Dynamics 365 application context</li><li>• Power Apps Portals that map to the same environment as the licensed Dynamics 365 application</li></ul>
Power Apps per app	1 Power Apps portal
Power Apps per user	Unlimited Power Apps portals
Office 365	None

<sup>1</sup>Dynamics 365 Sales Professional, Dynamics 365 Customer Service Professional, Dynamics 365 Talent: Onboard

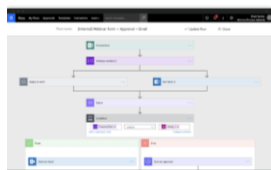
<sup>2</sup>Dynamics 365 Sales Enterprise, Dynamics 365 Customer Service Enterprise, Dynamics 365 Field Service, Dynamics 365 Project Service Automation, Dynamics 365 Finance, Dynamics 365 Supply Chain Management, Dynamics 365 Retail, Dynamics 365 Talent, Dynamics 365 Business Central

## API limits for Power Apps portals

Each login provides a daily limit entitlement of 200 API calls per 24-hour period per user. Anonymous page views, which rarely interact with backend system functionality, are afforded up to 3 API calls per page view.

These API calls are pooled at portal level depending on number of logins/page views assigned to portal.

## Power Automate Subscriptions



### Service Overview

Power Automate allows enterprises to implement automated workflows and business processes and achieve operational efficiencies. For more details, please visit <https://flow.microsoft.com>.

## Licensing overview

General purpose Power Automate capabilities are licensed on a standalone basis. Limited Power Automate capabilities are also included within Power Apps, Office 365 and Dynamics 365 licenses. High level overview of the licensing structure is provided below.

Power Automate	Per user	Per flow	Seeded Flow
Licensing scheme	Per user	Per flow Minimum purchase of 5 flows	Through Office 365, Dynamics 365, and Power Apps
Description	Allow individual users to create <b>unlimited flows</b> based on their unique needs.	Implement flows with reserved capacity that serve <b>unlimited users</b> across an organization.	Automate business processes and workflows for Office 365, Dynamics 365, and Power Apps

### Standalone Power Automate licensing

Customers that need full-fledged, general purpose workflow/business process automation capabilities, should consider purchasing standalone Power Automate licenses. Licensing is supported on both a “per user” basis as well as a “per flow” basis. Both standalone licenses include the full capabilities on Power Automate. Details follow.

#### Power Automate per user plan

Power Automate per user plan equips individual users to create and run **unlimited** workflows and business processes based on their unique needs. The per user plan is intended to support the broad adoption of an automation culture in an organization. Should the entire organization be licensed with the Power Automate per user plan, admins will have minimal overhead with tracking how many flows are being activated/used within the organization.

Per user offer details	
SKU Name	Flow per user plan
Enabled flows	Unlimited
Usage limit	5,000 daily API requests

“Power Apps and Power Automate capacity add-on” can be purchased to increase daily service limits.

#### Power Automate per business process plan

Power Automate per business process plan is licensed by flow and allows customers to implement critical business processes with capacity that serves teams, departments, or the entire organization without individually licensing each end user that triggers the licensed flow.

Power Automate per business process plan is great for departmental scenarios where typically, one power user sets up a flow and shares the same with the broader group. This plan alleviates the need to license each end user that knowingly/unknowingly triggers execution of the licensed flow.

Per flow offer details	
SKU Name	Flow per business process plan
Minimum purchase	5 units
Usage limit	15,000 daily API requests per licensed flow

#### Note:

- All types of **enabled top level flows** need to be licensed (Scheduled flows, automated flows, instant flows and business process flows). Flows that are only used as “child” flows (triggered by another flow) do not need to be additionally licensed
- Should customers wish to license more top-level flows, they should purchase more units of the “Power Automate per business process plan”

Should customers only wish to license more usage capacity for currently licensed flows, they may purchase “Power Apps and Power Automate capacity add-on”.

Plan and Capabilities		Power Automate per user plan	Power Automate per flow plan
Basics	Minimum purchase	NA	5 units
	User license required?	Yes	-
Execute flows	Workflows	•	•
	Business process flows	•	•
Connect to your data	Standard connectors	•	•
	Premium connectors	•	•
	On premises data gateway	•	•
	Custom connectors	•	•
Store and manage data	Common data service use rights	•	•
Per license capacity	Common Data Service Database Capacity <sup>1</sup>	50MB	50MB
	Common Data Service File Capacity <sup>1</sup>	200MB	200MB
	Daily API request limit <sup>2</sup>	5,000	15,000

<sup>1</sup> Reference <http://aka.ms/platformlimits> for more details on usage limits; "Power Apps and Power Automate capacity add-on" can be purchased to increase daily service limits.

<sup>2</sup> Additional Common Data Service Database/File/Log capacity can be purchased in increments of 1GB. Common Data Service Database and File capacity are pooled tenant wide.

**Note**, scheduled flows may be configured to trigger every minute, irrespective of license type. There are no limits on the frequency of flow runs beyond what the connector supports.

## Power Automate use rights included with Power Apps licenses

Power Apps licenses (both "Power Apps per app plan" and "Power Apps per user plan") include Power Automate use rights for the purpose of automating workflows associated with the Power Apps application(s).

Power Automate use within Power Apps is limited to the context of the Power Apps application. What this means is that for both triggers and actions, flows included within a Power Apps application can connect to:

- Any data source within the use rights of the Power Apps application
- Directly with the Power Apps application (via built in trigger/action)

If the flow is isolated and has nothing to do with the Power Apps application, then standalone Power Automate licenses will need to be purchased.

### Example of Power Automate use within Power Apps application context:

User with a standalone Power Apps license runs an app that uses SQL DB as the data source and includes flows that:

- Read from OR write to SQL DB
- Use a built-in Power Apps trigger and/or action – e.g., Send a push notification to the app

### Example of Power Automate use outside of Power Apps application context:

The same user (in the example above) now also wants to use a flow that updates an Oracle database, and:

- Is completely unrelated to the Power Apps app
- Does not interact in any way with the Power Apps app (or its data sources)

This user will then require a standalone Power Automate license.

Plans and capabilities		Power Automate use rights within Power Apps licenses
Execute flows <sup>1,2</sup>	Workflows	•
	Business process flows	•
Connect to your data	<a href="#">Standard connectors</a>	•
	<a href="#">Premium connectors</a>	•
	On-premises data gateway	•
	Custom connectors	•
Store and manage data	Common data service use rights	•

<sup>1</sup> Power Automate use needs to map to the context of the embedding Power Apps applications

<sup>2</sup> Power Automate usage counts against the service limits associated with the embedding Office 365 license. Please review <http://aka.ms/platformlimits> for more details on usage limits; "Power Apps and Power Automate capacity add-on" can be purchased to increase daily service limits

## Power Automate use rights included with Dynamics 365 licenses

Dynamics 365 licenses include Power Automate use rights for the purpose of customizing and extending Dynamics 365 application(s).

Power Automate use within Dynamics 365 is limited to the context of the embedding Dynamics 365 application. For both triggers and actions, flows included within the Dynamics 365 application can connect to:

- Any data source within the use rights of the Dynamics 365 application
- Directly with the Dynamics 365 application (via built in trigger/action)

If the embedded flow is not within the context of the Dynamics 365 application, then standalone Power Automate licenses will need to be purchased.

### Summary of Power Automate use rights with Dynamics 365 licenses

Plans and capabilities		Power Automate use rights within Dynamics 365 licenses
Execute flows <sup>1,2</sup>	Workflows	•
	Business process flows	•
Connect to your data	<a href="#">Standard connectors</a>	•
	<a href="#">Premium connectors</a>	•
	On-premises data gateway	•
	Custom connectors	•
Store and manage data	Common data service use rights	•

<sup>1</sup> Power Automate use needs to map to the context of the embedding Dynamics 365 applications

<sup>2</sup> Power Automate usage counts against the service limits associated with the embedding Dynamics 365 license. Reference <http://aka.ms/platformlimits> for more details on usage limits; "Power Apps and Power Automate capacity add-on" can be purchased to increase daily service limits

## Power Automate use rights included with Office 365 licenses

Office 365 licenses include Power Automate use rights for the purpose of customizing and extending Office 365 applications.

Power Automate use within Office 365 is limited to the context of the embedding Office 365 application. For both triggers and actions, flows included within the Office 365 application can connect to:

- Any data source within the use rights of the Office 365 application
- Directly with the Office 365 application (via built in trigger/action)

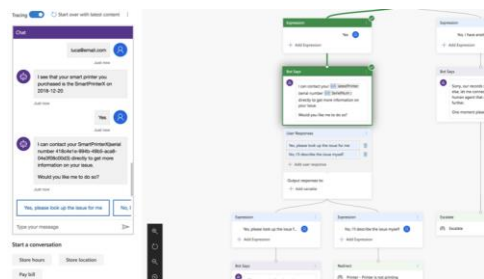
If the embedded flow is not within the context of the Office 365 application or if the embedded flow needs to connect to a premium on-premises or custom data source standalone Power Automate licenses will need to be purchased.

### Summary of Power Automate use rights with Office 365 licenses

Plans and capabilities		Power Automate use rights within Office 365 licenses
Execute flows <sup>1</sup>	Workflows	Unlimited <sup>1</sup>
	Business process flows	-
Connect to your data	<a href="#">Standard connectors</a>	●
	<a href="#">Premium connectors</a>	-
	On-premises data gateway	-
	Custom connectors	-
Store and manage data	Common data service use rights	-
Per license capacity	Daily API Requests <sup>1</sup>	2,000

<sup>1</sup> Usage capacity is across both Power Apps and Power Automate; “Power Apps and Power Automate capacity add-on” can be purchased to increase daily service limits. More details at <http://aka.ms/platformlimits>

## Power Virtual Agents Subscriptions



### Service Overview

Power Virtual Agents empowers teams to easily create powerful bots using a guided, no-code graphical interface without the need for data scientists or developers. It easily integrates bots with hundreds of apps and services using prebuilt connectors and allows the ability to create custom workflows with Power Automate, enabling bots to take action

on behalf of customers. It allows users to monitor and continuously improve bot performance using AI- and data-driven insights available in an easy-to-read dashboard. For more information, please visit: <https://powervirtualagents.microsoft.com>

### Licensing overview

The Power Virtual Agents application is licensed per tenant. The administrator will need to assign user licenses through the admin portal to Power Virtual Agent users who need access to the Power Virtual Agents application. Since Power Virtual Agents is a tenant-based license, customers may install, use, and configure one Power Virtual Agents application with only one Dynamics 365 instance. Power Virtual Agents will be charged according to the unit of ‘sessions’<sup>1</sup> (see below for definition of session).

Tenant offer summary	
SKU Name	Power Virtual Agent
License type	Tenant license

### Summary of Power Virtual Agents entitlements

Plans and capabilities		Power Virtual Agents entitlements
Create flows	Workflows	Unlimited (only applicable for flows triggered from Power Virtual Agents)
Chat Sessions	Sessions / tenant / month	2k
Store and manage data	Common data service use rights	●
	Common data service – Database Capacity	10GB
	Common data service – File Capacity	20GB
Per license capacity	Common data service – Log Capacity	2GB

### **<sup>1</sup>Session definition:**

A session is an interaction between the customer and the bot, and represents one unit of consumption. The session begins when an authored topic is triggered. These sessions are referred to as 'billed sessions' in the product. Sessions are deducted for both testing and production usage.

A topic ends in one of the following scenarios:

- i. When all of the customer's questions are answered
- ii. When a customer intentionally ends or closes a chat session, or
- iii. When a bot is unable to answer adequately and the interaction is escalated to a live agent

Reference [link](#) for details.

### **Capacity enforcement**

All Power Virtual Agents purchased capacity is enforced monthly and unused sessions do not carry over month to month.

### **Overage handling**

While occasional and reasonable overages will be tolerated, customers exceeding purchased capacity should adjust their purchase quantity per standard Microsoft terms to remain in compliance.

Comprehensive monitoring, reporting and alerting mechanisms will be instituted to assist customers with managing Power Virtual Agents capacity. More stringent technical enforcement (including service denial) will result for usage that is significantly over the purchased capacity.

## **Subscription Capacity**

Power Apps, Power Automate and Power Virtual Agents default subscription capacities leverage the same tenant and infrastructure and will accrue across one tenant. Every tenant with a Power Apps, Power Automate or Power Virtual Agents license receives default capacity. In addition, for each Power Apps per user, Power Apps per user, per app, Power Automate per user, and Power Automate per flow plan license there is additional capacity added to the tenant.

<b>Power Apps Default Capacity per tenant</b>	<b>Default per user</b>	<b>Default per app</b>	<b>Accrued per user</b>	<b>Accrued per app</b>
Common Data Service Database capacity	10GB	1GB	250MB	50MB
Common Data Service File capacity	20GB	2GB	2GB	400MB
Common Data Service Log capacity	2GB	200MB	-	-

<b>Power Automate Default Capacity per tenant</b>	<b>Default per user</b>	<b>Default per flow</b>	<b>Accrued per user</b>	<b>Accrued per flow</b>
Common Data Service Database capacity	1GB	1GB	50MB	50MB
Common Data Service File capacity	2GB	2GB	200MB	200MB
Common Data Service Log capacity	200MB	200MB	-	-

Note, customers may have as many flows as needed per-flow plan. Each flow will increase capacity limits.

<b>Power Virtual Agents Default Capacity per tenant</b>	<b>Default per tenant</b>
Common Data Service Database capacity	10GB
Common Data Service File capacity	20GB
Common Data Service Log capacity	2GB



Power Apps, Power Automate, Power Virtual Agents and Dynamics 365 Customer Engagement applications leverage the same tenant and infrastructure. Common Data Service capacity (database, file and log formats) is pooled across the tenant and shared amongst relevant application workloads.

Common Data Service allows integration with Outlook and SharePoint.

### Common Data Service capacity – Capacity types and Purpose

Type	Purpose
Database	Stores and manages entity definitions and data
File	Store attachments to notes or emails in Customer Engagement applications and Power Apps. These include documents, image files, videos, PDF files and other crucial files needed in an organization.
Log	Records entity and attribute data changes over time for use in analysis and reporting purposes. Log capacity is designed to help organizations meet their auditing, compliance, and governance policies

The first subscription of Power Apps OR Power Automate OR Power Virtual Agents OR Dynamics 365 Customer Engagement provides the one-time default capacity entitlement for the tenant. For example, if a new customer purchases “Power Apps per user plan”, the tenant will receive 10GB of default Common Data Service Database capacity. Additional subscriptions do not add to the tenant’s default capacity.

When additional subscriptions are added to the tenant, additional Common Data Service capacity may accrue to the tenant.

*Example:*

*Let’s assumed that a new customer starts by purchasing 10 Power Apps per user licenses and 20 Power Apps per app licenses. In this case, the total tenant wide pooled capacity will be as follows:*

Default and Accrued Capacity Allocation	Default/tenant	Accrued/10 Enterprise USL	Total Tenant wide capacity
Common Data Service Database Capacity	10GB	10*250MB + 20*50MB = 3.5GB	10GB + 3.5GB = 13.5GB
Common Data Service File Capacity	20GB	10*2GB + 20*400MB = 28GB	20GB+28GB = 48 GB
Common Data Service Log Capacity	2GB	NA	2GB

## Capacity Add-ons

If you require additional subscription capacity (such as additional database or file capacity), you can include these optional add-on licenses with your subscription. Subscription add-ons apply across tenant and are not tied to a specific user. Subscription add-ons can be purchased at any time and remain a part of the subscription for the remainder of the subscription term.

### Common Data Service Capacity Add-ons

Power Apps apps or flows utilizing the Common Data Service will consume varying quantities of Database Capacity, File Capacity, and Log Capacity and may require different kinds of Power Apps and Power Automates environments. Apps may utilize flows, or flows may be run separately from apps.

Each type of per user license (Office 365, Dynamics 365 applications, the standalone Power Apps and Power Automate Plan licenses) include capacities of one or more of these basic resources. These entitlements are pooled, and shared across users, at the customer tenant level.

Subscription Capacity/tenant	Additional Increment
Common Data Service Database capacity	1GB
Common Data Service File capacity	1GB
Common Data Service Log capacity	1GB



# AI Builder capacity add-on

## Service overview

AI Builder helps empower everyone – regardless of their technical experience to work with Artificial Intelligence (AI). This solution helps easily add AI capabilities to both apps and business processes. AI Builder supports various scenarios such as predictions, business card, and many more. For more information on AI Builder, please visit <https://PowerApps.microsoft.com/ai-builder/>

## Licensing overview

AI Builder is licensed as an add-on to standalone Power Apps and Power Automate licensing as well as Dynamics 365 licenses.

AI Builder is licensed on a capacity basis. AI Builder capacity is expressed in the form of “service credits”. Service credits serve as the single (common) currency across all the scenarios supported by AI Builder. Available service credits are deducted when AI Builder services are used. Different scenarios (for example, forms processing, prediction, etc.) burn down service credits at different rates.

Customers should purchase the appropriate number of AI Builder capacity add-on units based on anticipated usage across all scenarios.

Offer Details	
SKU name	AI Builder capacity add-on
License type	Tenant wide capacity license
Entitlement	1 million monthly service credits
Qualifying base licenses	Power Apps, Power Automate and Dynamics 365 licenses

Each unit of “AI Builder capacity add-on” includes 1 million service credits per month. For example, a customer requiring 4.7 million service credits per month (based on anticipated usage), should purchase 5 units of “AI Builder capacity add-on”.

### Note:

- Purchased service credits can be used from AI Builder models included within Power Automate, Power Apps and Dynamics 365 applications
- Service credits are deducted / consumed for both training and production usage
- Service credits are pooled across the tenant

## Capacity enforcement

For AI Builder capacity add-on SKUs, purchased capacity is enforced monthly and unused service credit do not carry over month to month.

## Overage handling

While occasional and reasonable overages will be tolerated, customers exceeding purchased capacity should adjust their purchase quantity per standard Microsoft terms to remain in compliance.

Comprehensive monitoring, reporting and alerting mechanisms will be instituted to assist customers with managing AI Builder capacity. More stringent technical enforcement (including service denial) will result for usage that is significantly over the purchased capacity.

## Assignment of purchased capacity

Assignment of purchased capacity to appropriate Power Automate, Power Apps applications and Dynamics 365 workloads is managed in product. Assignment helps ensure capacity for critical AI models. The minimum capacity to be assigned is 1 service credit.

## Power Apps and Power Automate capacity add-on

Power Apps and Power Automate capacity add-on increases the daily API request limit for Power Apps, Power Automate and Dynamics 365 users/workloads that need more usage capacity than their allocation. For more details on service limits and to learn about daily service limits applicable to various to licenses, please visit <http://aka.ms/platformlimits>

Offer details	
SKU name	PowerApps and Flow capacity add-on
Base licenses	Power Apps, Power Automate, Office 365 and Dynamics 365 licenses
Capacity entitlement	Additional 10,000 daily API requests per unit
Capacity assignment	In product

### Capacity enforcement

For Power Apps and Power Automate capacity add-on SKUs, purchased capacity is enforced daily and unused/unassigned API calls do not carry over from day to day. Also, the assigned capacity is specific to a user/flow

### Overage handling

While occasional and reasonable overages will be tolerated, customers exceeding licensed capacity should adjust their purchase quantity per standard Microsoft terms to remain in compliance.

### Assignment of purchased capacity

Upon purchase of the add-on subscription, the tenant admin will need to assign the purchased capacity to specific users and/or flows. Minimum capacity that needs to be assigned is 1,000 daily API requests.

## Power Virtual Agents capacity add-on

Power Virtual Agents capacity add-on increases the number of chat bot sessions limit per tenant per month.

Offer details	
SKU name	Chat session for Virtual Agent
Purchase requirement	Power Virtual Agents
Capacity entitlement	1000 Chat sessions / tenant / month

## Trial and Implementation

### Free Trials

You can sign-up for a free trial of Power Apps, Power Automate or Power Virtual Agents for details:

- Power Apps [here](#)
- Power Automate [here](#)
- Power Virtual Agents [here](#)

### Development and Testing with Power Apps and Power Automate

The free Community Plan is intended for individual use allowing developers to learn and build skills on Power Apps, Power Automate and Common Data Service. To learn more, click [here](#).

# Pricing

You can find Power Apps, Power Automate and Power Virtual Agents price lists here:

- Power Apps: <https://powerapps.microsoft.com/pricing>
- Power Automate: <https://flow.microsoft.com/pricing>
- Power Virtual Agents: <https://powervirtualagents.microsoft.com/>

## Additional Resources

Resource	Link
Power Apps and Power Automate Licensing Deck	<a href="https://go.microsoft.com/fwlink/?LinkId=2085130&amp;clcid=0x409">https://go.microsoft.com/fwlink/?LinkId=2085130&amp;clcid=0x409</a>
Power Apps Service	<a href="https://powerapps.microsoft.com/">https://powerapps.microsoft.com/</a>
Power Automate Service	<a href="https://flow.microsoft.com/">https://flow.microsoft.com/</a>
Power Virtual Agent Service	<a href="https://powervirtualagents.microsoft.com/">https://powervirtualagents.microsoft.com/</a>
Dynamics 365 Licensing Guide	<a href="https://go.microsoft.com/fwlink/?LinkId=866544&amp;clcid=0x409">https://go.microsoft.com/fwlink/?LinkId=866544&amp;clcid=0x409</a>
Dynamics 365 Business Central Licensing Guide	<a href="https://go.microsoft.com/fwlink/?LinkId=871590&amp;clcid=0x409">https://go.microsoft.com/fwlink/?LinkId=871590&amp;clcid=0x409</a>
Dynamics 365 Mixed Reality Licensing Guide	<a href="https://go.microsoft.com/fwlink/?LinkId=2090495&amp;clcid=0x409">https://go.microsoft.com/fwlink/?LinkId=2090495&amp;clcid=0x409</a>

# Appendix A: Terminology and Custom Entities

**Administration:** Administration is critical in order to establish boundaries and policies around the use of Power Apps in organizations

- Manage environments – space to store, and manage, and share data, apps, and flows
- Data policies – create and enforce policies that define how data can be shared

**App (definition of Power Apps per app):** An “app” is a combination of Power Platform assets that solves a specific business scenario

- Each “per app” license provides use rights to 1 Portal and 2 custom apps (model driven and/or canvas)
- No limits on other components (e.g., forms, dashboards, etc.)

**Application Program Interface (API):** Any form of application programming interface that provides access to a Microsoft service and any associated tools, including sample code that enables interactions with Microsoft's services, and documentation that Microsoft makes available under these TOU, and includes all elements, components, and executables of such API.

## Application Types:

- **Canvas Apps:** Design and build a business application from a canvas in Microsoft Power Apps without writing code in a traditional programming language. Design the application by dragging and dropping elements onto a canvas, the designer has complete control over app layout.
- **Model-driven Apps:** Design is a component-focused approach to app development based on data model and business processes. Unlike canvas app development where the designer has complete control over application layout, with model-driven apps much of the layout is determined for you and largely designated by the components you add to the application.

**Common Data Service:** Common Data Service lets you store and manage data that's used by business applications.

**Connector:** It provides a way for users to connect their business data and leverage a set of pre-built actions and triggers to build their applications and workflows. Examples of connections: Common Data Service, SharePoint, SQL, OneDrive, Excel, Dynamics 365.

- **Standard Connector:** Data sources within the Microsoft 365 ecosystem. Examples: Excel, Outlook, SharePoint, LinkedIn. A list of standard connectors [here](#).
- **Premium Connector:** Business systems beyond Microsoft 365. Examples: DocuSign, Zendesk, Jira Software.
- **Custom Connector:** To support more tailored scenarios, you can build custom connectors with their own triggers and actions. These connectors are function-based - data is returned based on calling specific functions in the underlying service. **Example:** Services that are not available as prebuilt connectors.
- **On-premises Connector:** Access on-premises data using a gateway. **Example:** Microsoft SQL Server.

**CRUD:** Create, read, update, and delete operations.

**Entities:** A set of records used to store data, similar to how a table stores data within a database. Entities let you model your business data for use within your organization business applications. Examples of entities: Account, Contact, Lead, Opportunity.

- **Standard entities:** Common Data Service provides set of business entities, out of the box, that represent most commonly used entities across business applications. **Examples:** Account, Appointment, Contact, Email, etc.
- **Custom entities:** Entities that are created by the customer/partner for a specific business need. For example, type of machine is not a standard entity, so you can create it as a custom entity.
- **Restricted entities:** Entities that requires a Dynamics 365 license for full access. Examples: Case, SAL, Knowledge Articles. For list of restricted entities click [here](#).

- **Complex entities:** These are entities that use complex server-side business logic. Any entity (whether standard or custom) becomes complex once the customer/partner associates the entity with the custom business logic. Example: any entity that uses a real-time workflow or code plug-in.

**Flow (definition of flow within app context):** For both triggers and actions, flows included within an embedding application can connect

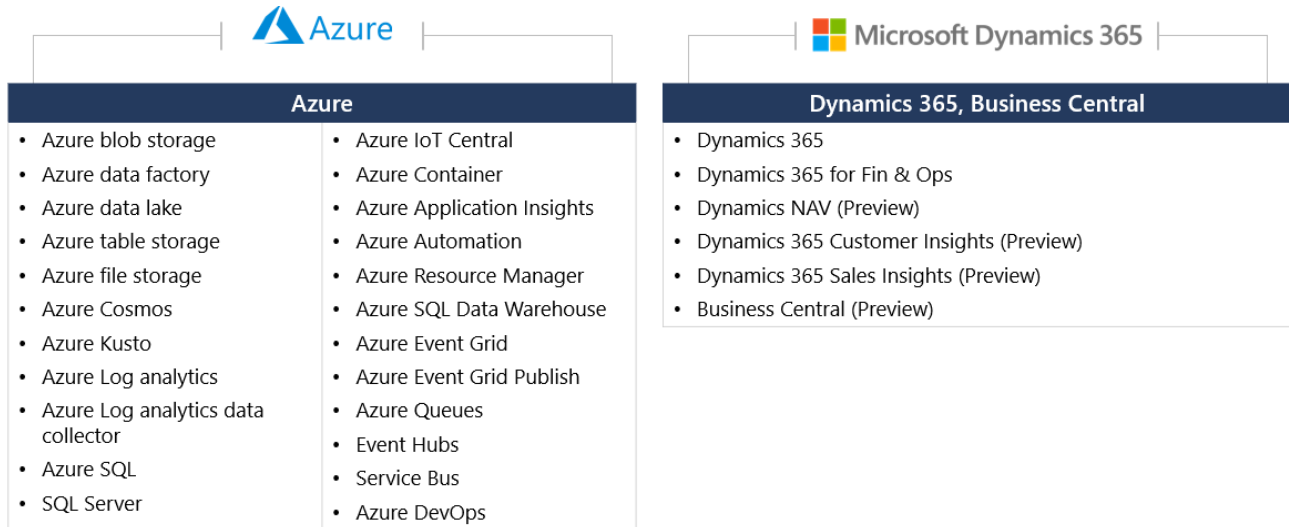
- To any data source within the use rights of the embedding application
- Directly with the embedding application (via built in trigger/action)

**Workflows:**

- **Background workflows:** Task automation across systems and services. Runs in the background.
- **Real-time workflows:** Task automation across systems and services. Runs in a real time manner.
- **Business process flows:** Structured stateful human interactive workflows which are composed of multiple steps, allows branching/stage gating, and includes process KPIs and reporting.

## Appendix B: Standard Connectors moved to premium category

Power Apps and Power Automate rely on a common set of pre-built connectors to provide access to business data. These pre-built connectors are divided into two categories (Standard and Premium) which align to the use rights across the various service editions. For a complete list of the available data connectors click [here](#).



## Appendix C: Licensing Channel / Segment Availability

License	Channel						Segment						
	EA	EAS	EES	CSP	MPSA	MOSP	CORP	FAC	STU	EDU	GOV	GCC	NFP
Power Apps per app plan	•	•	•	•	•	•	•	•	•	•	•	•	•
Power Apps per user plan	•	•	•	•	•	•	•	•	•	•	•	•	•
Power Automate per user plan	•	•	•	•	•	•	•	•	•	•	•	•	•
Power Automate per business process plan	•	•	•	•	•	•	•	•	•	•	•	•	•
Power Apps Portals login capacity add-on	•	•	•	•	•	•	•	•	•	•	•	•	•
Power Apps Portals login capacity add-on tier-2 <sup>1</sup>	•	•	•	•	•	•	•	•	•	•	•	•	•
Power Apps Portals login capacity add-on tier-3 <sup>1</sup>				•			•	•	•	•	•	•	•
Power Apps Portals page view capacity add-on	•	•	•	•	•	•	•	•	•	•	•	•	•
AI Builder capacity add-on	•	•	•	•	•	•	•	•	•	•	•	•	•
Power Apps and Power Automate capacity add-on	•	•	•	•	•	•	•	•	•	•	•	•	•
Common Data Service Database Capacity	•	•	•	•	•	•	•	•	•	•	•	•	•
Common Data Service File Capacity	•	•	•	•	•	•	•	•	•	•	•	•	•
Common Data Service Log Capacity	•	•	•	•	•	•	•	•	•	•	•	•	•

<sup>1</sup>Power Apps Portals login capacity add-on tier 2 and tier 3 SKUs will be available December 1, 2019  
All other SKUs are available October 1, 2019

## Appendix D: Dynamics 365 and Office 365 licenses that include Power Apps and Power Automate capabilities

### Dynamics 365

Qualifying Licenses	
Dynamics 365 Sales Enterprise	Dynamics 365 Supply Chain Management
Dynamics 365 Sales Professional	Dynamics 365 Retail
Dynamics 365 Customer Service Enterprise	Dynamics 365 for Talent
Dynamics 365 Customer Service Professional	Dynamics 365 for Talent: Onboard
Dynamics 365 Field Service	Dynamics 365 Unified Operations – Activity
Dynamics 365 Project Service Automation	Dynamics 365 Business Central
Dynamics 365 Team Members	Dynamics 365 Business Central Team Members
Dynamics 365 Finance	

### Office 365

Qualifying Licenses	
Office 365 Business Essentials	Office 365 A5 for Students
Office 365 Business Premium	Office 365 Education E3 for Faculty
Office 365 A1 for Faculty	Office 365 Education E3 for Students
Office 365 A1 for Students	Office 365 Education for Homeschool for Faculty
Office 365 A1 Plus for Faculty	Office 365 Education for Homeschool for Students
Office 365 A1 Plus for Students	Office 365 Enterprise E1
Office 365 A3 for Faculty	Office 365 Enterprise E2
Office 365 A3 for Students	Office 365 Enterprise E3
Office 365 A3 for Student Use Benefit	Office 365 Enterprise E3 Developer
Office 365 A5 for Student Use Benefit	Office 365 Enterprise E3 without ProPlus
Office 365 A5	Office 365 Enterprise E5
Office 365 A5 for Faculty	Office 365 Enterprise F1



## Appendix E: Change Log

Page	Topic	Change	Action	Date
All	Power Automate	Update	Microsoft Flow renamed Power Automate	December 2019
All	Power Apps	Update	PowerApps changed to Power Apps	December 2019
4	Power Apps per Plan - Student licenses	Added	The Power Apps Per App plan is available to education customers under faculty and student pricing	December 2019
1, 2, 12, 16	Power Virtual Agents	Added	Power Virtual Agents is becoming generally available and licenses are available for purchase	December 2019
4	Dynamics 365 Power Apps use rights	Clarified	User rights are included within the same environment as Dynamics 365 applications	November 2019
11	Common Data Service integration	Added	Allows integration with Outlook and SharePoint	November 2019
12	AI Builder	Clarified	Add-on to Power Apps and Flow as well as Dynamics 365 licenses	November 2019
4-7	Power Apps plans	New	Capability	October 2019
7-9	Power Apps Portal	New	Capability	October 2019
9-13	Flow plans	New	Capability	October 2019
14	AI Builder Capacity	New	Capacity add-on	October 2019
15	Power Apps and Flow Capacity	New	Capacity add-on	October 2019

© 2019 Microsoft Corporation. All rights reserved.

This document is for informational purposes only. MICROSOFT MAKES NO WARRANTIES, EXPRESS OR IMPLIED, IN THIS DOCUMENT. This information is provided to help guide your authorized use of products you license; it is not your agreement. Your use of products licensed under your license agreement is governed by the terms and conditions of that agreement. In the case of any conflict between this information and your agreement, the terms and conditions of your agreement control. Prices for licenses acquired through Microsoft resellers are determined by the reseller.